


Level Challenge

In this activity, students lost a 'life' if they pass or answer a question wrongly. Those who use up all their lives (default = 2 but adjustable) will be disqualified and will not be able to move on.

Step 1: Set the number of lives for each participant.



Step 2: Select a multiple choice question. You can also create the question now.

Select multiple choice question

Quiz name	Last update	Date created
all	2014-02-25	2015-11-26
all	2013-11-26	2015-11-26
all	2014-01-16	2014-01-16
University	2015-07-23	2014-02-26
7.2 2015_Demo	2015-07-23	2015-07-23
Demonstration	2015-08-04	2015-08-04

OR

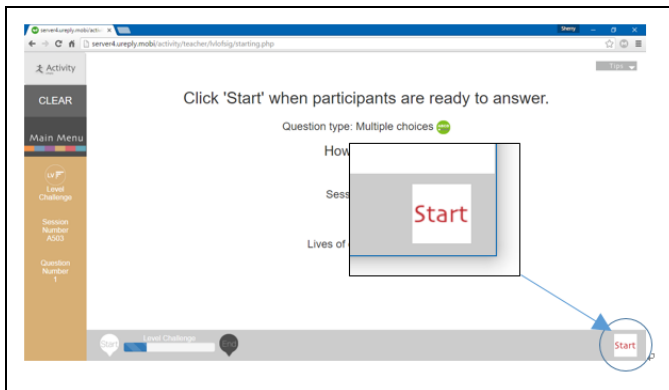
Create new question

Number of choices in this question:

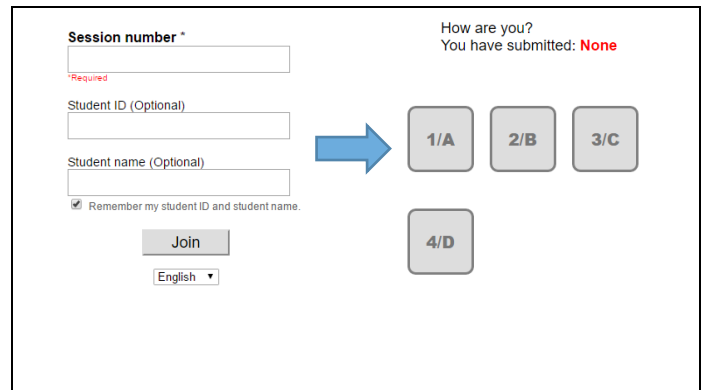
Enter your question text (optional)

Step 3: Click 'Start' when participants are ready to answer the question.

Teacher side

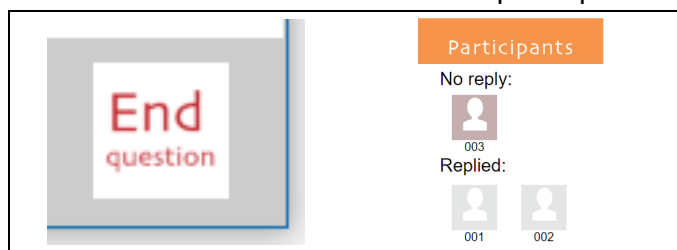


Student side

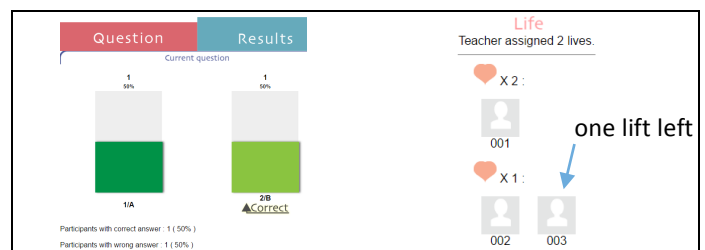


End the question when all or most of the participants have completed. You can also click to view the participants.

Step 4:

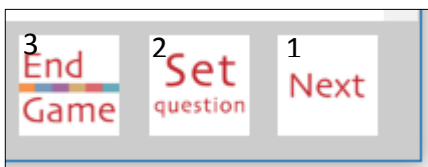


Step 5: This page shows participants' performance.



Step 6: This page shows the next available question of the chosen quiz. You can set it as the next question. You can also select 1: another question, 2: create a new one, or 3: end this session.

Set question



Select multiple choice question:

Quiz name	Last update	Date created
all	2014-02-25	2015-11-26
all	2013-11-26	2015-11-26
all	2014-01-16	2014-01-16
University	2015-07-23	2014-02-26
7.2 2015_Demo	2015-07-23	2015-07-23
Demonstration	2015-08-04	2015-08-04

Create question:

Number of choices in this question:

Enter your question text (optional)

Step 7: If you select 1 or 2, it will go to step 3.